

AUCTION CATALOG

R-Y TIMBER, INC.

Lots 1-730 located at: 85 Mill Road – Townsend, MT 59644

Lots 801-837 Located at: 5284 US-89 – Livingston, MT 59644

Start Date: 11 AM (MDT) – Thursday, June 16th

End Date: 11 AM (MDT) – Thursday, June 23rd

Preview Date: 8:00 AM – 4:00 PM (MDT) – Wednesday, June 22nd

****THERE IS A FORKLIFT AVAILABLE FOR SMALL PALLETED ITEMS ONLY AT BOTH LOCATIONS****

TERMS AND CONDITIONS

13% BUYERS PREMIUM ON ALL ITEMS

PAYMENT: Full payment must be made by no later than 5 PM, Friday, June 23rd. Payment must be made by CASHIERS CHECK, WIRE TRANSFERS OR ONLINE CREDIT CARD ONLY. Checks are accepted ONLY with Bank Letter of Guarantee.

REMOVAL: ALL ITEMS MUST BE REMOVED BY NO LATER THAN 4 PM, FRIDAY, September 23rd. Removal hours: 8:00 AM – 4:00 PM, Monday through Friday. **NO WEEKEND OR HOLIDAY REMOVAL.**

Upon award of bid dismantlers take responsibility for any environment issues they create (e.g. spilled hydraulic oil). Dismantlers are required to provide their own materials to contain & clean up any oil spillage.

Insurance: Anyone removing equipment that requires rigging, cutting and dismantling property is required to provide \$1,000,000.00 dollar General Liability Insurance certificate showing the James G. Murphy Co. & R-Y Timber as the additional insured parties. Insurance certificate and proof of workers compensation compliance must be on file at sale site and with the James G. Murphy Co. before dismantling commences.

Purchased lots are at the buyer's risk. It is the responsibility of the buyer to provide adequate property insurance coverage for the items purchased and buyer's own equipment at the auction site.

FIRE PROTECTION POLICY: NO CUTTING WITHOUT A PERMIT

- Dismantlers required to provide their own fire hose & spray nozzles.
- A signed burning permit issued to dismantlers will be displayed in cutting area
- A limited number of burning permits will be issued. One burning permit per hose while cutting.
- Each man using a cutting torch will have one firewatch with a hose while cutting
- Firewatch to wet down before, during and after cutting.
- Firewatch to stay in area one hour after cutting is completed
- Cutting hours are from 8 AM to 2:00 PM (MDT)

Warranty Disclaimer: ALL SALES ARE FINAL. All items are being sold "As Is, Where Is," With All Faults and without any warranties as to merchantability of fitness for a particular purpose. The principal, the auctioneer, the advertising coordinator, and any of their agents makes no express or implied warranties of any type. Complete terms and conditions of sale will be available at the time of sale. All information was obtained from sources deemed reliable. Although every precaution has been taken to ensure accuracy, the principal, the James G. Murphy Co., the advertising coordinator, and all of their agents shall not be responsible for any errors or omissions therein. It is for this reason that we recommend that all items be thoroughly inspected prior to the point of sale.

James G. Murphy Co.

PO Box 82160 - Kenmore, Washington 98028

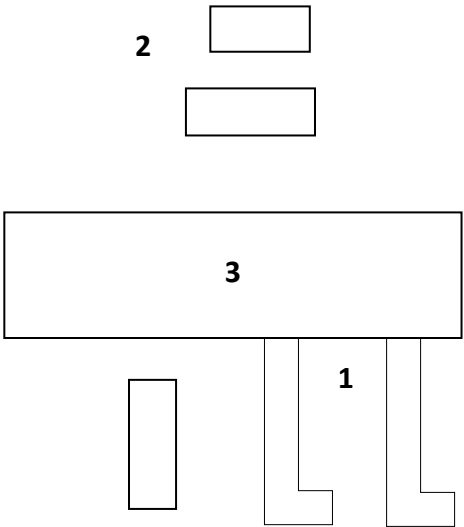


1-800-426-3008

Oregon Office: 5605 Inland Shores Way N., Suite 102 - Keizer, Oregon 97303




(503) 463-4444

murphyauction.com

R-Y TIMBER TOWNSEND, MT SITE MAP



- 1. LOG YARD AREA: Lots 1-175B
- 2. CHIP HANDLING AREA: Lots 327-344B
- 3. SAWMILL BUILDING: Lots 385, 386 & 400
- 4. ROLLING STOCK: Lots 401-430
- 5. PLANER MILL: Lots 501-666
- 6. MOTOR AREA: Lots 667-719
- 7. QUONSET BUILDINGS: Lots 720-725
- 8. BONEYARD: Lots 726-730
- 9. AUCTION REGISTRATION
- * PORTA-POTTIES



**FIREWOOD OPERATION
NOT IN SALE**

**MILL OFFICE
NOT IN SALE**

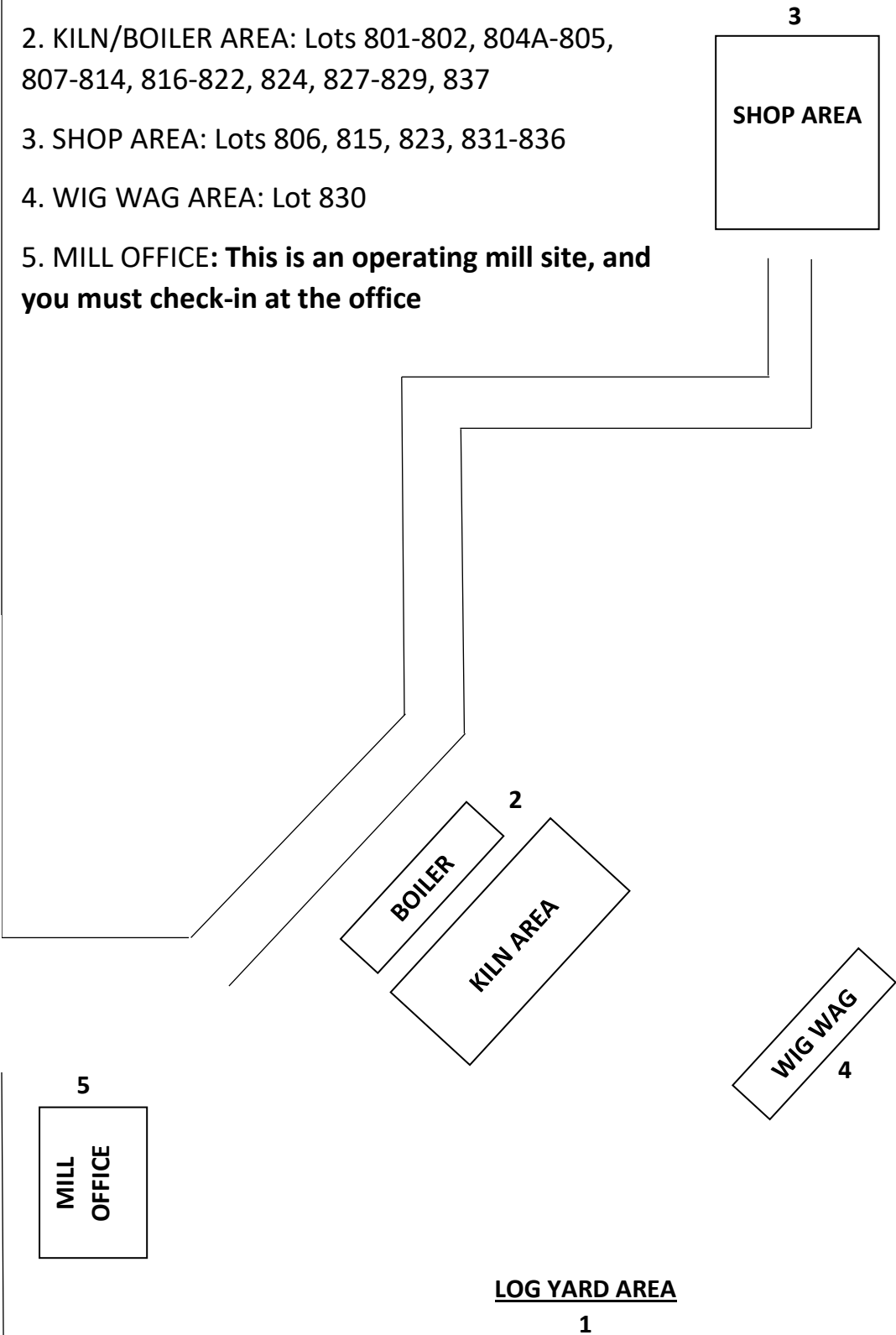
REGISTRATION

MILL RD.

R-Y TIMBER LIVINGSTON, MT SITE MAP

- 1. LOG YARD: Lot 803
- 2. KILN/BOILER AREA: Lots 801-802, 804A-805, 807-814, 816-822, 824, 827-829, 837
- 3. SHOP AREA: Lots 806, 815, 823, 831-836
- 4. WIG WAG AREA: Lot 830
- 5. MILL OFFICE: **This is an operating mill site, and you must check-in at the office**

5237 U.S. HWY 89 S.





James G. Murphy Co.
P.O. Box 82160
Kenmore, WA 98028
1-800-426-3008
murphyauction.com

R-Y TIMBER, INC. - ONLINE AUCTION 6/16/2022-6/23/2022

LOT #

LOTS 101-730 ARE LOCATED IN TOWNSEND, MT

101 MORBARK NW16

ROSSERHEAD DEBARKER, 42" MAX DIA W/(2) APPROX 10" WIDE TOP CUTTER HEADS & SINGLE APPROX 14" BOTTOM CUTTER HEAD W/DRIVE MOTORS, APPROX 80" HYDRAULIC DRIVEN FEED THRU ROLLCASE W/2-ARM LOG KICKER, (2) LOG STOPS, 75 HP HYDRAULIC UNIT, CONTROLS & ELECTRICS, SUPPORTS TO GROUND
SERIAL NUMBER: 20

102 L&M STYLE

7' BAR TYPE WHOLE LOG CUT OFF SAW

103 APPROX 35' POWERED INFEED ROLLCASE W/(10) 28" HOURGLASS ROLLS, SUPPORTS TO GROUND

104 SKK

GEARHEAD MOTOR (NO DATA) W/DRIVE CHAIN (DRIVE FOR LOT 103)

105 APPROX 60' 6"X12" BOX CHAIN CLEAN OUT CONVEYOR

(UNDER DEBARKER LINE), H&T DRUMS, STEEL TROUGH & RETURN

106 SKK

5 HP/16-1/2 RPM DOUBLE REDUCTION GEARHEAD MOTOR W/DRIVE CHAIN (DRIVE FOR LOT 105)

107 APPROX 36' 6"X12" BOX CHAIN CLEAN OUT CONVEYOR

(FROM LOT 105), H&T DRUMS, STEEL TROUGH & RETURN

LOT #

108 GEARHEAD MOTOR (NO DATA) W/DRIVE CHAIN (DRIVE FOR LOT 107)

109 APPROX 32' 2-STRAND H-CHAIN TRANSFER, H-SHAFT,

T-SPROCKETS, SUPPORTS TO GROUND W/DRIVE MOTOR

110 APPROX 46' 2-STRAND H-CHAIN TRANSFER, H-SHAFT,

T-SPROCKETS, SUPPORTS TO GROUND W/DRIVE MOTOR

SALE MOVES TO MIDDLE DEBARKER LOG DECK

111 APPROX 38' 4-STRAND H-CHAIN INFEED LOG DECK

W/5-ARM LS&L, S-DRIVE, STEEL PLATE & SUPPORTS TO GROUND

112 APPROX 25 HP MOTOR TO REX ATLAS REDUCER

(NO DATA)
W/DRIVE CHAIN (DRIVE FOR LOT 111)

113 APPROX 60' 6"X12" BOX CHAIN INFEED LOG HAUL (TO

CHOP SAW), S-DRIVE, STEEL TROUGH, SUPPORTS

114 SKK

GEARHEAD MOTOR (NO DATA) W/DRIVE CHAIN (DRIVE FOR LOT 113)

R-Y TIMBER, INC. - ONLINE AUCTION 6/16/2022-6/23/2022

LOT #	LOT #
115 60" INSERT TOOTH WHOLE LOG CUT OFF SAW W/TOSHIBA 50 HP MOTOR, LOG CLAMP	124 SKK GEARHEAD MOTOR (NO DATA) W/DRIVE CHAIN (DRIVE FOR LOT 123)
116 APPROX 16' 6"X12" BOX CHAIN OUTFEED LOG HAUL (FROM CHOP SAW), (2) LOG STOPS, HOLD DOWN, S-DRIVE W/SKK GEARHEAD MOTOR	125 APPROX 60' 2-STRAND H-CHAIN LOG SORT TRANSFER W/HYDRAULIC LOG LIFT, H-SHAFT, T-SPROCKETS, MARKED STEEL PLATE & SUPPORTS W/DRIVE
117 KOCKUMS 24" (CONVERTED TO 26" BY LINDSAY) CAMBIO 5-ARM RING DEBARKER W/AIR RING, 75 HP/1,200 RPM RING DRIVE MOTOR, HYDRAULIC DRIVEN, (3) INFEED & (3) OUTFEED HYDRAULIC DRIVEN SPIKE ROLLS, (2) POWERED OUTFEED ROLLS, MARKED HYDRAULIC UNITS, CONTROLS & ELECTRICS, ALL STEEL BUILDING, MARKED CATWALK & STAIRS SERIAL NUMBER: 770117	126 APPROX 60' 2-STRAND H-CHAIN LOG SORT TRANSFER W/HYDRAULIC LOG LIFT, H-SHAFT, T-SPROCKETS, MARKED STEEL PLATE & SUPPORTS W/DRIVE
118 LINDSAY L7500 14' SELF-LEVELING INFEED LOG HAUL W/DRIVE	127 APPROX 40' 2-STRAND H-CHAIN LOG SORT TRANSFER (TO STEP FEEDER), MARKED STEEL PLATE & SUPPORTS W/DRIVE
119 APPROX 20' 6"X12" BOX CHAIN OUTFEED LOG HAUL W/S-DRIVE, STEEL TROUGH, SUPPORTS, DRIVE MOTOR	SALE MOVES DOWNSTAIRS
120 MDI TWA2000 .38"X47" WHOLE LOG METAL DETECTOR W/APPROX 32"X12' FEED THRU BELT W/SM CYCLO GEARHEAD MOTOR, MDI CR-85 2000 DIGITAL CONTROL CHASSIS, MARKED CATWALK & SUPPORTS SERIAL NUMBER: DG-10185	128 APPROX 48' 6"X12" BOX CHAIN DEBARKER CLEAN OUT CONVEYOR (FROM LOT 107), H&T DRUMS, STEEL TROUGH & RETURN
121 APPROX 40' 6"X12" LOG HAUL W/(3) LOG SWEEPS, ALL VALVES & CYLINDERS, H&T SPROCKETS, MARKED SUPPORTS & CATWALKS W/DRIVE MOTOR	130 APPROX 48' 8"X15" BOX CHAIN CLEAN OUT CONVEYOR (TO LOT 128), H&T DRUMS, STEEL TROUGH & RETURN
123 APPROX 12' 6"X12" BOX CHAIN LOG HAUL W/(1) LOG SWEEP, VALVES & CYLINDERS, H-SHAFT, T-SPROCKETS, MARKED CATWALK & SUPPORTS	131 SKK GEARHEAD MOTOR (NO DATA) W/DRIVE CHAIN (DRIVE FOR LOT 128)
	132A APPROX 120' 8"X15" BOX CHAIN CLEAN OUT CONVEYOR, H&T DRUMS, STEEL TROUGH & RETURN
	132B SKK 7-1/2 HP/16-1/2 RPM DOUBLE REDUCTION GEARHEAD MOTOR W/DRIVE CHAIN (DRIVE FOR LOT 132A)

R-Y TIMBER, INC. - ONLINE AUCTION 6/16/2022-6/23/2022

LOT #	LOT #
SALE MOVES TO ELECTRICS ROOM UNDER DEBARKER LOT 117	141 SM CYCLO 5 HP/29.7:1 RATIO GEARHEAD MOTOR W/DRIVE CHAIN (DRIVE FOR LOT 140)
133A ALLEN BRADLEY 5-SECTION MCC W/(19) SWITCHES (NO WIRE OUTSIDE OF BOX)	142 MDI TWA2000 .38"X47" WHOLE LOG METAL DETECTOR W/APPROX 32"X12' FEED THRU BELT W/DRIVE, MDI SERIES 2000 CHASSIS, MARKED CATWALK & SUPPORTS SERIAL NUMBER: CR85-0114
133B LOT, TOSHIBA VF-S11 DRIVE & MARKED ELECTRICS IN THIS ROOM (NO WIRE OUTSIDE OF BOX)	143A APPROX 33' 6"X12" INFEEED BOX CHAIN LOG HAUL W/DRIVE, H&T DRUMS, STEEL TROUGH, MARKED STAIRS & CATWALKS
SALE MOVES TO HYDRAULICS ROOM	143B APPROX 40' H78 W/FLITES LOG HAUL (TO TIMBER SIZER) W/DRIVE, MARKED CATWALK
134 LOT, 40 HP HYDRAULIC UNIT W/MARKED ELECTRICS (NO WIRE OUTSIDE OF BOX)	SALE MOVES TO 3RD DEBARKER LINE
135 APPROX 50' 6-STRAND H-CHAIN TRANSFER DECK W/ALL DRIVES, H-SHAFT, T-SPROCKETS, SUPPORTS TO GROUND	144 APPROX 38' 8-STRAND 2-SECTION H-CHAIN INFEEED LOG DECK W/SPLIT S-DRIVE, STEEL PLATE & SUPPORTS
136 APPROX 12' 2-STRAND JACK LADDER TRANSFER, H-SHAFT, STEEL RACES	145 APPROX 20 HP MOTOR TO FALK REDUCER W/DRIVE CHAIN (DRIVE FOR LOT 144)
137 SM CYCLO 5 HP/29.7:1 RATIO GEARHEAD MOTOR W/DRIVE CHAIN (DRIVE FOR LOT 136)	146A APPROX 20 HP MOTOR TO FALK REDUCER W/DRIVE CHAIN (DRIVE FOR LOT 144)
138 APPROX 12' 2-STRAND JACK LADDER TRANSFER, H-SHAFT, STEEL RACES	146B RUCKER 20 HP HYDRAULIC UNIT W/HEAT EXCHANGER & BUILDING
139 SM CYCLO 5 HP/29.7:1 RATIO GEARHEAD MOTOR W/DRIVE CHAIN (DRIVE FOR LOT 138)	147 APPROX 42' 3-STRAND H-CHAIN INFEEED LOG HAUL, S-DRIVE, 8-ARM LOG STOP & LOADER, MARKED SUPPORT
140 APPROX 12' 2-STRAND JACK LADDER TRANSFER, H-SHAFT, STEEL RACES	

R-Y TIMBER, INC. - ONLINE AUCTION 6/16/2022-6/23/2022

LOT #	LOT #
148 SKK	156 TOSHIBA VF-S11
GEARHEAD MOTOR (NO DATA) W/DRIVE CHAIN (DRIVE FOR LOT 147)	15 HP DRIVE W/MARKED ELECTRICS IN THIS AREA (NO WIRE OUTSIDE OF BOX)
149 60" INSERT TOOTH WHOLE LOG CUT OFF SAW W/TECO 40 HP MOTOR, LOG CLAMP, (2) LOG STOPS, HOLD DOWN & FEED ROLL	157 MILLER DIALARC 250 AC/DC WELDER
150 APPROX 24' 6"X12" BOX CHAIN LOG HAUL (FROM CHOP SAW) W/LOG STOPS, H&T DRUMS, STEEL TROUGH	158A APPROX 35' 6"X12" BOX CHAIN OUTFEED LOG HAUL W/(3) LOG SWEEPS, ALL VALVES
151 SKK 5 HP/45 RPM GEARHEAD MOTOR W/DRIVE CHAIN (DRIVE FOR LOT 150)	158B SKK 5 HP/45 RPM GEARHEAD MOTOR W/DRIVE CHAIN (DRIVE FOR LOT 158)
152 KOCKUMS 24" (CONVERTED TO 26" BY LINDSAY) CAMBIO 5-ARM RING DEBARKER W/AIR RING, 75 HP/1,200 RPM RING DRIVE MOTOR, HYDRAULIC DRIVEN, (3) INFEED & (3) OUTFEED SPIKE ROLLS W/SKK 15 HP GEARHEAD MOTOR, MARKED CONTROLS & ELECTRICS, ALL STEEL BUILDING, MARKED CATWALK, STAIRS & SUPPORTS SERIAL NUMBER: 78-132	159A APPROX 100' 6"X12" BOX CHAIN CONVEYOR (TO SCALPING ROLLS), H&T DRUMS, STEEL TROUGH & CATWALK
153 APPROX 18' SELF-LEVELING INFEED LOG HAUL W/HYDRAULIC DRIVEN FEED ROLL, STRAIGHT BAR CHAIN W/FLITES, VALVE BLOCK, SUPPORTS TO FLOOR	159B SKK 7-1/2 HP/16-1/2 RPM DOUBLE REDUCTION GEARHEAD MOTOR W/DRIVE CHAIN (DRIVE FOR LOT 159A)
154 SM CYCLO APPROX 3 HP/29.7 RPM GEARHEAD MOTOR W/DRIVE CHAIN (DRIVE FOR LOT 153)	160A APPROX 60' 6"X12" BOX CHAIN W/FLITES CONVEYOR (TO SURGE BIN), H&T DRUMS, STEEL TROUGH & CATWALK
155 ALLEN BRADLEY 6-SECTION MCC W/(19) SWITCHES (NO WIRE OUTSIDE OF BOX)	160B SKK 7-1/2 HP/16-1/2 RPM DOUBLE REDUCTION GEARHEAD MOTOR W/DRIVE CHAIN (DRIVE FOR LOT 159A)
	161A APPROX 36"X84" SCALPING ROLLS W/HOOD & SUBSTRUCTURE

R-Y TIMBER, INC. - ONLINE AUCTION 6/16/2022-6/23/2022

LOT #	LOT #
161B SKK	169 2014 CH EATON
5 HP/45 RPM GEARHEAD MOTOR W/DRIVE CHAIN (DRIVE FOR LOT 161A)	2,000 AMP, 3-SECTION POW-R-LINE SWITCHBOARD, MAGNUM SBS620 LOW VOLTAGE BREAKER, 480Y/277V W/METAL BUILDING (NO WIRE OUTSIDE OF BOX. MACHINERY HAS PRIORITY OVER BUILDING)
162 LAMB HX750	170 ALLEN BRADLEY
HAMMER HOG, APPROX 68 LB REVERSIBLE SWING HAMMERS, 35-50 TPH, 3" MINUS, MAX 10"X60", 31"X50" OPENING, 64"X54" DISCHARGE, INFEED CHUTE, STEEL SUBSTRUCTURE W/STAIRS (SPARE PARTS SOLD AT LOT 732) SERIAL NUMBER: 910477-001	2-SECTION MCC W/(5) SWITCHES (NO WIRE OUTSIDE OF BOX)
163 TOSHIBA	171A LOT, MARKED ELECTRICS IN THIS AREA (NO WIRE OUTSIDE OF BOX)
300 HP/1,180 RPM/587UZ FRAME DRIVE MOTOR W/COUPLER (NO WIRE OUTSIDE OF BOX)	171B MILLER DIALARC 250
164 APPROX 30' 6"X12" BOX CHAIN INFEED CONVEYOR (TO HOG), S-DRIVE, STEEL TROUGH & RETURN	AC/DC WELDER (NO WIRE OUTSIDE OF BOX)
165 BALDOR	172A APPROX 70' 6"X12" BOX CHAIN CONVEYOR (UNDER
APPROX 5 HP MOTOR TO SQUARE BOX REDUCER W/DRIVE CHAIN (DRIVE FOR LOT 164)	DEBARKER), H&T SPROCKETS, STEEL TROUGH, RETURN, SLOPING & SUPPORTS
166 APPROX 38' 6"X12" BOX CHAIN OUTFEED CONVEYOR	172B SM CYCLO
(FROM HOG), S-DRIVE, STEEL TROUGH & RETURN, SUPPORTS	APPROX 3 HP/50 RPM GEARHEAD MOTOR W/DRIVE CHAIN (DRIVE FOR LOT 172A)
167 BALDOR	173 T&R ELECTRICS
APPROX 5 HP MOTOR TO SQUARE BOX REDUCER W/DRIVE CHAIN (DRIVE FOR LOT 166)	1,500 KVA PAD MOUNT TRANSFORMER, 12,470 GRDY/7,200 TO 480 GRDY/277V, 11,708 LBS (NO WIRE OUTSIDE OF BOX) SERIAL NUMBER: 141010-6
SALE MOVES TO ELECTRICAL ROOM	174 PEERLESS
168 2014 BENSHAW RX2E-400-480-3R-KP	APPROX 30-UNIT HYDRAULIC OPERATED BARK BIN W/HYDRAULIC UNIT
400 HP COMBINATION SOFT STARTER (NO WIRE OUTSIDE OF BOX)	175A APPROX 120' 6"X12" BOX CHAIN CONVEYOR (TO BIN), H&T SPROCKETS, STEEL TROUGH & RETURN W/SUPPORTS

R-Y TIMBER, INC. - ONLINE AUCTION 6/16/2022-6/23/2022

LOT #	LOT #
175B SKK	335 APPROX 24"X24" CHIP FEEDER W/SM CYCLO GEARHEAD
7-1/2 HP/16-1/2 RPM DOUBLE REDUCTION GEARHEAD MOTOR W/DRIVE CHAIN (DRIVE FOR LOT 175A)	MOTOR
327 APPROX 32' 2-STRAND 6"X12" BOX CHAIN CLEAN OUT CONVEYOR (FROM CHIPPER), STEEL TROUGH & RETURN, SUPPORTS	336 WESTERN PNEUMATICS
	10"X20" HIGH PRESSURE CHIP BLOWER W/TOSHIBA 75 HP MOTOR
328 SKK	337 APPROX 8'X10'X12' LIVE BOTTOM SURGE BIN W/BOX CHAIN CONVEYOR, SM CYCLO GEARHEAD MOTOR
GEARHEAD MOTOR (NO DATA) W/DRIVE CHAIN (DRIVE FOR LOT 327)	338A APPROX 30' 6"X12" BOX CHAIN INFEED CONVEYOR (TO SURGE BIN) W/SM CYCLO DRIVE, CATWALK
329 LOT, ALLIS CHALMERS 750 KVA PAD MOUNT	338B APPROX 42' 6"X12" BOX CHAIN CONVEYOR (FROM MILL THRU WALL) W/DRIVE
TRANSFORMER, 12,000 TO 480Y/277V W/3-SECTION MAIN (NO WIRE OUTSIDE OF BOX)	339 RADER
330 ALLEN BRADLEY	24"X24" CHIP FEEDER W/SM CYCLO GEARHEAD MOTOR
3-SECTION MCC W/(16) SWITCHES W/ALLEN BRADLEY SIZE 6 STARTER (NO WIRE OUTSIDE OF BOX)	340 SUTORBILT
331 APPROX 8'X10'X12' LIVE BOTTOM SURGE BIN W/SINGLE AUGER W/MOTOR TO SHAFT MOUNTED REDUCER, CATWALK & LADDER	8"X20" HIGH PRESSURE CHIP BLOWER W/75 HP MOTOR
332 APPROX 38' 2-STRAND 6"X12" BOX CHAIN CONVEYOR (TO SURGE BIN)	341A CLARKES
333 SKK	APPROX 14' CYCLONE W/STAND & PIPING TO SAWMILL & BLOWER
GEARHEAD MOTOR (NO DATA) W/DRIVE CHAIN (DRIVE FOR LOT 332)	341B APPROX 18"X120' TROUGHING ROLL BELT (TO SURGE BIN LOT 331) W/DRIVE, CATWALK & SUPPORTS
334 KOCKUMS	341C CLARKES MH100
8'X8' 2-DECK CHIP SCREEN SERIAL NUMBER: 70186	APPROX 72" FAN W/TECO 250 HP/1,780 RPM MOTOR, MARKED PIPING SERIAL NUMBER: 100CUB13922

R-Y TIMBER, INC. - ONLINE AUCTION 6/16/2022-6/23/2022

LOT #	LOT #
342 PEERLESS	TIRES SERIAL NUMBER: 3N35291
APPROX 90-UNIT HYDRAULIC OPERATED MONO BIN W/CROSS TOP AUGER W/15 HP HYDRAULIC UNIT	
343 PEERLESS	404 1989 JOHN DEERE 892D-LC
APPROX 70-UNIT HYDRAULIC OPERATED MONO CHIP BIN W/CROSS TOP AUGER	DISASSEMBLED HEEL BOOM LOG LOADER (PARTS SOLD AT LOTS 417, 418, 420-425) SERIAL NUMBER: 892DL005452
344A PEERLESS	405 1983 ALLOY
APPROX 40-UNIT HYDRAULIC OPERATED CHIP BIN (NO HYDRAULIC UNIT)	40' TANDEM AXLE FLATBED TRAILER, 11R24.5 TIRES, 10-HOLE WHEELS SERIAL NUMBER: 1ALSF928DS083271
344B LOT, MARKED ELECTRICS IN ROOM	406 1980 UTILITY
385 LOT, LOOSE CONTENTS OF CARGO CONTAINER	24' SINGLE AXLE PUP TRAILER, 11R24.5 TIRES, 10-HOLE WHEELS SERIAL NUMBER: 8L05210012
386 8'X20' STORAGE CONTAINER W/BARN DOORS (MUST WAIT UNTIL EMPTY TO REMOVE)	407 1985 COMET
400 LOT, FIRE DAMAGED SAWMILL BUILDING & MACHINERY	30' TANDEM AXLE PUP TRAILER W/5TH WHEEL HITCH & PINTLE HITCH, 11R24.5 TIRES, 10-HOLE WHEELS SERIAL NUMBER: 1C0F40027FS03303
INSIDE, INCLUDES MARKED TRANSFORMERS & WIRE THROUGHOUT SAWMILL & MACHINERY IN AUCTION (PLEASE CONSULT AUCTION SITE REP PRIOR TO BIDDING)	408 1985 FREIGHTLINER COE
401 WAGNER L90	TANDEM AXLE TRACTOR W/SLEEPER, CUMMINS DIESEL ENGINE, FULLER ROADRANGER 13-SPEED TRANSMISSION, PROTECH HEADACHE RACK, ALUMINUM FUEL TANK, 11R24.5 TIRES, 10-HOLE WHEELS, ODOMETER READS: 166,782 SERIAL NUMBER: 1FUEYDYB5FH243639
2WD RUBBER TIRE LOG LOADER W/CUMMINS 400 DIESEL ENGINE, 33.5-33 TIRES	409 HYSTER H155XL
402 CAT D7	14,650 LB CAPACITY FORKLIFT, PERKINS DIESEL ENGINE, MONOTROL, 212" 2-STAGE MAST W/SIDE SHIFT, 12"X48" FORKS, DUAL SOLID TIRES, HEATED CAB , HOUR METER READS: 0903 SERIAL NUMBER: G006V03078C
DOZER W/CAT 3306 DIESEL ENGINE, 11' 3-WAY STRAIGHT BLADE, HYSTER D7K CABLE WINCH, 22" SINGLE GROUSER TRACKS, ROPS SERIAL NUMBER: 94N3412	410 CAT V180B
403 CAT 12G	18,000 LB CAPACITY FORKLIFT, CAT DIESEL ENGINE, 218" STAGE MAST W/SIDE SHIFT, 42" FORKS, DUAL PNEUMATIC TIRES
MOTOR GRADER W/CAT 3306 DIESEL ENGINE, 12' MOLD BOARD, 7-BARREL RIPPER, 26V1993, 14.00-24	

R-Y TIMBER, INC. - ONLINE AUCTION 6/16/2022-6/23/2022

LOT #	LOT #
SERIAL NUMBER: 17V00791	419 REBUILT RADIATOR ON THIS PALLET (FOR LOT 401 WAGNER LOADER)
411 HYSTER H100XL	420 LOT, ASSORTED HYDRAULIC PUMPS & PARTS ON THIS PALLET (FOR LOT 404)
9,700 LB CAPACITY FORKLIFT, DIESEL ENGINE, 197" 3-STAGE MAST W/48" FORKS, PNEUMATIC TIRES, HOUR METER READS: 6,775 SERIAL NUMBER: G005D13435V	421 LOT, ASSORTED PARTS ON THIS PALLET (FOR LOT 404)
412 CAT V80E	422 LOT, ASSORTED PARTS ON THIS PALLET (FOR LOT 404)
8,000 LB CAPACITY FORKLIFT, GAS ENGINE, 162" 3-STAGE MAST W/48" FORKS, PNEUMATIC TIRES, HOUR METER READS: N/A SERIAL NUMBER: 77X2392	423 LOT, ASSORTED PARTS ON THIS PALLET (FOR LOT 404)
413 1989 GMC SLE SIERRA	424 LOT, ASSORTED PARTS ON THIS PALLET (FOR LOT 404)
4X4 PICKUP W/ 8' STEEL BED, GAS ENGINE, MANUAL TRANSMISSION (STEERING COLUMN DISASSEMBLED), ODOMETER READS: 153,822 SERIAL NUMBER: 1GTGK24K1KE523856	425 LOT, ASSORTED PARTS ON THIS PALLET (FOR LOT 404)
414 1999 FORD F150XLT	426 LOT, (2) 966 WHEELS ON THIS PALLET
4X4 CREW CAB PICKUP, TRITON V8 GAS ENGINE, AUTOMATIC TRANSMISSION, ODOMETER READS: N/A SERIAL NUMBER: 2FTRX18L0XCB13988	427 FUEL TANK ON THIS PALLET
415 2001 CHEVROLET SUBURBAN	428 FORKLIFT MAN BASKET
V8 GAS ENGINE, AUTOMATIC TRANSMISSION, ODOMETER READS: 140,388 SERIAL NUMBER: 3GNFK16ZX2G212071	429 FORKLIFT MAN TOWERS
416 CAT 3408	430 FORKLIFT REACH
DIESEL ENGINE	SALE MOVES TO PLANER MILL
417 LOT, (2) JOHN DEERE 6466A-0 DIESEL ENGINE CORES (BAD BEARINGS)	501 APPROX 9' 2-ARM X 110" HYDRAULIC OPERATED TILT HOIST W/30 HP HYDRAULIC UNIT, MARKED CONTROLS
418 LOT, CYLINDERS FOR LOT 404 JOHN DEERE 892D-LC LOG LOADER	

R-Y TIMBER, INC. - ONLINE AUCTION 6/16/2022-6/23/2022

LOT #	LOT #
502 APPROX 26' 2-STRAND H78 INFEED TRANSFER, S-DRIVE, STEEL RACES, SUPPORTS TO GROUND	512 APPROX 9' 3-STRAND 81X OUTFEED TRANSFER (FROM TRIMMER) W/DRIVE
503 SKK 7-1/2 HP/56 RPM GEARHEAD MOTOR W/DRIVE CHAIN (DRIVE FOR LOT 501)	513 LOT, MARKED CATWALK & STAIRS FROM TILT HOIST TO PLANER INFEED
504 APPROX 32' 2-STRAND H78 INFEED TRANSFER, S-DRIVE, STEEL RACES, SUPPORTS TO GROUND	515 COASTAL 6"X9" PLANER, (4) HEADS, (14) KNIVES, APPROX 100 HP TOP, 50 HP BOTTOM & 30 HP SIDE HEADS, (4) INFEED & (2) OUTFEED HYDRAULIC DRIVEN FEED ROLLS W/PIPING TO ROOF, PARTS IN THIS ROOM (SPARE PARTS SOLD AT LOTS 535-543 & 594) SERIAL NUMBER: 803-78 RETROFIT #22
505 SKK 7-1/2 HP/56 RPM GEARHEAD MOTOR W/DRIVE CHAIN (DRIVE FOR LOT 504)	516 COASTAL 9' HYDRAULIC OPERATED DOUBLE PINEAPPLE FEED TABLE W/SPEED UP ROLL, (3) 12"X30" CHROMED FEED ROLLS W/MARKED INFEED TRANSFER & DRIVE MOTOR
506 APPROX 36' 3-STRAND 81X OUTFEED TRANSFER W/(2) APPROX 5' EVEN END CHAINS, H-SHAFT, T-SPROCKETS, PLATE, SUPPORTS, FOOT PEDALS	517 COASTAL 6' HYDRAULIC DRIVEN LIVE BRIDGE W/(2) 13" CHROMED KNURLED ROLLS
507 SKK APPROX 3 HP DOUBLE REDUCTION GEARHEAD MOTOR W/DRIVE CHAIN (DRIVE FOR LOT 507)	518 APPROX 7"X22' PLANER OUTFEED BELT W/DRIVE, H&T DRUMS, STEEL TROUGH & SUPPORTS
508 APPROX 24"X36' CLEAN OUT BELT W/DRIVE, H&T DRUMS, STEEL TROUGH, SUPPORTS	519 APPROX 30"X8' PLANER OUTFEED BELT W/DRIVE, H&T DRUMS, STEEL TROUGH & SUPPORTS
509 PLC STYLE LUG LOADER W/4' 4-STRAND INFEED TRANSFER W/2-ARM LIFT, (3) LUG LOADER WHEELS, (4) BELTS, (2) MINI LASER LIGHTS	520 APPROX 30"X8' PLANER OUTFEED BELT W/DRIVE, H&T DRUMS, STEEL TROUGH & SUPPORTS
510 LOT, MARKED ELECTRICS ALONG WALL (NO WIRE OUTSIDE OF BOX)	521 CH EATON 6-SECTION MCC W/(16) SWITCHES, MARKED ELECTRICS (NO WIRE OUTSIDE OF BOX)
511 CUSTOM BUILT 8' 2-SAW TRIMMER W/APPROX. 5 HP MOTORS & 20" SAWS	

R-Y TIMBER, INC. - ONLINE AUCTION 6/16/2022-6/23/2022

LOT #	LOT #
522 LOT, ASSORTED SHAFTS W/RACK	539 APPROX 2" X 12-KNIFE PLANER HEADS (FOR COASTAL PLANER LOT 516)
523 LOT, HYDRAULIC HOSE CUT OFF SAW, ASSORTED FITTINGS & HOSE IN THIS ROOM	540 JOINTER BAR (FOR COASTAL PLANER LOT 516)
524 PERSKE 8.8 HP/3,470 RPM TRIMMER DUTY MOTOR	541 ROLLER NOSE BAR (FOR COASTAL PLANER LOT 516)
525 LOT, (3) ASSORTED TRIMMER DUTY MOTORS	542 LOT, (2) BED PLATES (FOR COASTAL PLANER LOT 516)
526 LOT, (4) ASSORTED TRIMMER DUTY MOTORS	543 LOT, ASSORTED ROLLS (FOR COASTAL PLANER LOT 516)
527 SKK 5 HP/520 RPM GEARHEAD MOTOR	544 APPROX 40"X40" STEEL TABLE W/WISE (MUST WAIT UNTIL EMPTY TO REMOVE)
528 SKK 1 HP/155 RPM GEARHEAD MOTOR	545 LOT, ASSORTED PARTS IN THIS CABINET
529 SKK 1 HP/155 RPM GEARHEAD MOTOR	546 LOT, ASSORTED MOTORS, WINDINGS & PARTS IN THIS ROOM
530 SM CYCLO 3 HP/29 RPM GEARHEAD MOTOR	547 NEWMAN G280 TUB STYLE KNIFE GRINDER
535 APPROX 2" X 12-KNIFE PLANER HEADS (FOR COASTAL PLANER LOT 516)	548 UNITED TOOL NO. 225 PROFILE GRINDER SERIAL NUMBER: 1042
536 APPROX 2" X 12-KNIFE PLANER HEADS (FOR COASTAL PLANER LOT 516)	549 BALDOR 2 HP/1,745 RPM DOUBLE END GRINDER, 3-PHASE
537 APPROX 2" X 12-KNIFE PLANER HEADS (FOR COASTAL PLANER LOT 516)	550 BALDOR 1 HP/3,450 RPM BLOWER
538 APPROX 2" X 12-KNIFE PLANER HEADS (FOR COASTAL PLANER LOT 516)	

R-Y TIMBER, INC. - ONLINE AUCTION 6/16/2022-6/23/2022

LOT #	LOT #
551 APPROX 6" VISE ON STAND	565 APPROX 12"X20' TRANSFER BELT W/2018 SM CYCLO 3 HP/60.3 RPM GEARHEAD MOTOR, H&T DRUMS, STEEL TROUGH
552 LOT, MARKED BLUE BINS & DRAWERS W/CONTENTS	566 APPROX 7"X56' TRANSFER BELT W/DRIVE, H&T DRUMS, STEEL TROUGH
553 LOT, ASSORTED THREAD ALL W/STAND	567 LOT, TOSHIBA YF-S11 7-1/2 HP DRIVE W/MARKED ELECTRICS IN THIS AREA (NO WIRE OUTSIDE OF BOX)
554 LOT, ASSORTED PARTS ON THESE WOOD SHELVES	568 BOARD SINGULATOR STATION W/LUMBER STAMP, (2) EVEN END CHAINS, SKK GEARHEAD MOTOR, H-SHAFT, T-SPROCKETS, CATWALK & SUPPORTS
555 LOT, ASSORTED PARTS IN THIS WOOD CABINET	569 APPROX 12"X15' TRANSFER BELT W/DRIVE, H&T DRUMS, STEEL TROUGH
556 LOT, ASSORTED PARTS ON THESE WOOD SHELVES (CHIPPER LOT 622 PARTS)	570 APPROX 12"X70' BELT CONVEYOR (TO TRIMMER) W/SKK GEARHEAD MOTOR, H&T DRUMS, STEEL TROUGH
557 LOT, ASSORTED PARTS ON THESE WOOD SHELVES	571 APPROX 26' 2-SECTION 2-STRAND TRANSFER (THROUGH WALL) W/STAMP & DRIVE MOTOR
558 LOT, ASSORTED PARTS IN THIS WOOD CABINET	572 SQUARE D 3-SECTION MCC W/(9) SWITCHES (NO WIRE OUTSIDE OF BOX)
559 LOT, ASSORTED PARTS IN THIS WOOD CABINET	573 SQUARE D 3-SECTION MCC W/(9) SWITCHES (NO WIRE OUTSIDE OF BOX)
560 LOT, ASSORTED PARTS ON THESE WOOD SHELVES	574 LOT, MARKED ELECTRICS IN THIS AREA (NO WIRE OUTSIDE OF BOX)
561 LOT, ASSORTED ELECTRICS & LIGHTS IN THIS ROOM	
562 LOT, ASSORTED STEEL IN THIS AREA W/RACK	
563 APPROX 7' 3-STRAND H84 LUMBER LANDING TABLE W/DRIVE (FROM LOT 520), SUPPORT STEEL	
564 APPROX 22' 2-SECTION 3 & 4-STRAND TRANSFER W/EVEN END CHAIN, DRIVE MOTOR, CATWALK & SUPPORTS	

R-Y TIMBER, INC. - ONLINE AUCTION 6/16/2022-6/23/2022

LOT #	LOT #
575 CUSTOM BUILT 8' OVER END HYDRAULIC OPERATED	583 APPROX 30' 4-STRAND 81X LUMBER PULL CHAIN
STACKER W/(2) STICKER MAGAZINES, 2-STRAND IN & OUTFEEDS W/END TAMPERS, LUMBER STAMPING STATION, ATTACHED CATWALK	W/H-SHAFT, T-SPROCKETS, SUPPORTS TO FLOOR
576 APPROX 8' 2-STRAND OUTFEED TRANSFER W/T-SHAFT	584 SKK
	3 HP/30 RPM DOUBLE REDUCTION GEARHEAD MOTOR W/DRIVE CHAIN (DRIVE FOR LOT 583)
577 SKK	585 APPROX 24' 3-STRAND H84 LUMBER PULL CHAIN
7-1/2 HP/56 RPM GEARHEAD MOTOR W/DRIVE CHAIN (DRIVE FOR LOT 577)	W/DRIVE, SUPPORTS TO FLOOR
578 MACFAB TS44	586 LOT, (2) POWER PUSHER ELECTRIC 2-WHEEL MOVERS
PACKAGE SQUEEZE W/STOP, BOTTOM & SIDE GATES, 18' POWERED INFEED ROLLCASE W/(7) 54" ROLLS, 8' 2-STRAND RE-ENTRY TRANSFER, APPROX 45' POWERED OUTFEED ROLLCASE, (2) 2-STRAND OUTFEEDS, HYDRAULIC UNIT, CONTROLS & ELECTRICS, ATTACHED CATWALK & STAIRS	587 TWIN CYLINDER COMPRESSOR HEAD
579 APPROX 27' 2-STRAND 81X RE-ENTRY TRANSFER	588 2015 SPENCER FLUID POWER
W/H-SHAFT, T-SPROCKETS, SUPPORTS	HYDRAULIC MOTOR/PUMP
580 SKK	589 LOT, ASSORTED CHAIN
GEARHEAD MOTOR (NO DATA) W/DRIVE CHAIN (DRIVE FOR LOT 579)	590 LOT, ASSORTED CHAIN
581A APPROX 2-1/2' 4-STRAND H84 LUMBER LANDING TABLE	591 LOT, ASSORTED BELTING
W/SKK 3 HP/100 RPM GEARHEAD MOTOR	592 LOT, PARKER 28 MPA/4,000 PSI HYDRAULIC HOSE
581B APPROX 7' 4-STRAND LUMBER UNSCRAMBLER W/FRAME	593 LOT, (2) APPROX 8"X41" FAN WHEELS
582 SKK	594 USNR/VARCO
3 HP/100 RPM GEARHEAD MOTOR W/DRIVE CHAIN (DRIVE FOR LOT 581A)	SPARE PLANER TOP/BOTTOM HEAD
	SALE MOVES TO HYDRAULIC UNIT AT SW CORNER OF MILL
	621 LOT, (2) DUPAR APPROX 100 HP HYDRAULIC UNITS (FOR LOT 515) W/CONTENTS & ACCESS TO THIS BUILDING

R-Y TIMBER, INC. - ONLINE AUCTION 6/16/2022-6/23/2022

LOT #	LOT #
622 KOCKUMS 58	631 APPROX 6"X20' CLEAN OUT BELT W/DRIVE, H&T DRUMS, STEEL TROUGH (OVERHEAD)
58" 8-KNIFE CHIPPER W/KEY KNIFE CONVERSION, GE 200 HP/1,180 RPM MOTOR, HORIZONTAL FEED, BOTTOM DISCHARGE SERIAL NUMBER: 059-2-03	
623 GE	632 ALLEN BRADLEY
200 HP/1,180 RPM DRIVE MOTOR W/BELT (NO WIRE OUTSIDE OF BELT)	3-SECTION MCC W/(9) SWITCHES, MARKED ELECTRICS & BUILDING (NO WIRE OUTSIDE OF BOX)
624 WEBSTER	633 APPROX 24"X42' TROUGHING BELT W/DRIVE & SUPPORTS
APPROX 18"X27' NON-BALANCED VIBRATORY CONVEYOR W/5' TUB, MDI CCW54A METAL DETECTOR SERIAL NUMBER: 6276	634 APPROX 14"X21' BELT CONVEYOR (FROM LOT 636) W/DRIVE MOTOR
625 LOT, (2) PEERLESS APPROX 30-UNIT HYDRAULIC	635 LOT, WIRE & CONDUIT IN PLANER MILL FROM OUTFEED OF MARKED DISCONNECTS THROUGHOUT THE PORTION OF THE PLANER MILL BUILDING BEING SOLD AT LOT 650 (PLEASE CONSULT AUCTION SITE REP PRIOR TO BIDDING)
OPERATED SHAVINGS BINS W/CROSS TOP AUGER, CYCLONE & PIPING TO STAND & LOT 629	SALE MOVES BACK INTO BUILDING AT INFEED TRANSFERS
626 LOT, (2) PEERLESS APPROX 21-UNIT HYDRAULIC	636 CUSTOM BUILT 8' LINE SHAFT TRIMMER W/30 HP MOTOR, (6) APPROX. 20" SAWS, APPROX 13' 13-STRAND 81X LUGGED FEED THRU TRANSFER W/MARKED CATWALK & STAIRS
OPERATED CHIP BINS W/CROSS TOP AUGER, CYCLONE & PIPING TO LOT 630	637 LOT, (3) LASER LIGHTS W/RACK
627 APPROX 8'X10'X12' LIVE BOTTOM SURGE BIN W/DUAL SCREW AUGER, CYCLONE & PIPING TO LOT 636	638 APPROX 30" BLOWER W/APPROX 50 HP MOTOR W/PIPING TO ROOF
628 KOCKUMS	639 APPROX 16' 3-STARND H84 INFEED TRANSFER W/H-SHAFT, T-SPROCKETS, SUPPORTS
8'X8' 2-DECK CHIP SCREENS, COVER & SUPPORTS	640 2019 SM CYCLO
629 ARCHER	3 HP/60.3 RPM GEARHEAD MOTOR W/DRIVE CHAIN (DRIVE FOR LOT 639)
20"X25" CHIP FEEDER W/SM CYCLO GEARHEAD MOTOR (NO FLAT BACK OR PIPING)	
630 8"X14" HIGH PRESSURE CHIP BLOWER W/50 HP MOTOR, STODDARD SILENCER (NO PIPING)	

R-Y TIMBER, INC. - ONLINE AUCTION 6/16/2022-6/23/2022

LOT #	LOT #
641 APPROX 10' 3-STRAND H84 INFEED TRANSFER	658A EAGLE 1962
W/H-SHAFT, T-SPROCKETS, SUPPORTS	60 GALLON FLAMMABLES CABINET
642 SKK	658B EAGLE 1947
3 HP/56 RPM GEARHEAD MOTOR W/DRIVE CHAIN (DRIVE FOR LOT 641)	40 GALLON FLAMMABLES CABINET
643 LOT, APPROX 20 HP TWIN CYLINDER AIR COMPRESSOR IN WOOD BOX W/COMPRESSED AIR TANK	659 LOT, LOOSE CONTENTS OF THIS BUILDING
644 LOT, MARKED ELECTRICS IN THIS AREA (NO WIRE OUTSIDE OF BOX	660 APPROX 16'-18'H X 60'W X 100'L ALL STEEL CLEAR
645 RH CHOP SAW W/STOPS	SPAN BUILDING W/ADDITIONS, POWERED 16' ROLL UP DOOR, WOOD INTERIOR BUILDINGS NOT IN SALE, LIGHTS, NO WIRE OR CONDUIT (MACHINERY HAS PRIORITY OVER BUILDING, PLEASE CONSULT AUCTION SITE REP PRIOR TO BIDDING)
646 CRAZY WHEEL LUMBER CART	SALE MOVES TO MOTOR BUILDING & QUONSET HUT AREA
647 CRAZY WHEEL LUMBER CART	667 GE
648 CRAZY WHEEL LUMBER CART	300 HP/1,175 RPM/8155 FRAME AC MOTOR
649 CRAZY WHEEL LUMBER CART	668 SIEMENS
650 CRAZY WHEEL LUMBER CART	250 HP/1,785 RPM AC MOTOR
651 CRAZY WHEEL LUMBER CART	669 LINCOLN
652 CRAZY WHEEL LUMBER CART	200 HP/1,800 RPM/445T FRAME AC MOTOR
653 CRAZY WHEEL LUMBER CART	670 GE
654 CRAZY WHEEL LUMBER CART	200 HP/1,180 RPM/8155Z FRAME AC MOTOR
655 CRAZY WHEEL LUMBER CART	671 BALDOR
656 CRAZY WHEEL LUMBER CART W/HANDLE	200 HP/896 RPM/300650 FRAME (UNUSED) AC MOTOR
657 CRAZY WHEEL LUMBER CART (NO WHEELS)	672 NORTH AMERICAN
	125 HP/1,780 RPM/444T FRAME AC MOTOR

R-Y TIMBER, INC. - ONLINE AUCTION 6/16/2022-6/23/2022

LOT #	LOT #
673 STERLING	685 TECO
100 HP/1,180 RPM/444T FRAME AC MOTOR	20 HP/1,760 RPM/256T FRAME AC MOTOR
674 TECO	686 TOSHIBA
75 HP/1,180 RPM/405T FRAME AC MOTOR	25 HP/1,740 RPM/284T FRAME AC MOTOR
675 GE	687 TOSHIBA
75 HP/650-1,150 RPM/240V DC MOTOR	25 HP/1,740 RPM/284T FRAME AC MOTOR
676 TECO	688 US
40 HP/1,770 RPM/324T FRAME AC MOTOR	20 HP/1,750 RPM/256T FRAME AC MOTOR
677 NORTH AMERICAN	689 TOSHIBA
40 HP/1,760 RPM/324T FRAME AC MOTOR	20 HP/1,750 RPM/256T FRAME AC MOTOR
678 TOSHIBA	690 SIEMENS
30 HP/1,770 RPM AC MOTOR	10 HP/1,175 RPM/256TC FRAME AC MOTOR
679 SKK	691 TOSHIBA
10 HP/16-1/2 RPM DOUBLE REDUCTION GEARHEAD MOTOR	7-1/2 HP/1,170 RPM/254TC FRAME AC MOTOR
680 WESTINGHOUSE	SALE MOVES INTO BUILDING
10 HP GEARHEAD MOTOR	692 LOT, ASSORTED MOTORS ON THIS PALLET
681 TOSHIBA	693 LOT, ASSORTED MOTORS ON THIS PALLET
40 HP/1,760 RPM/324 FRAME AC MOTOR	694 LOT, ASSORTED MOTORS ON THIS PALLET
682 RELIANCE	695 LOT, ASSORTED MOTORS ON THIS PALLET
30 HP/1,765 RPM AC MOTOR	696 LOT, (3) ASSORTED GEARHEAD MOTORS ON THIS PALLET
683 WESTINGHOUSE	697 LOT, (2) ASSORTED GEARHEAD MOTORS ON THIS PALLET
30 HP/1,800 RPM AC MOTOR	
684 TECO	
20 HP/1,760 RPM/256T FRAME AC MOTOR	

13% BUYERS PREMIUM ON ALL ITEMS

R-Y TIMBER, INC. - ONLINE AUCTION 6/16/2022-6/23/2022

LOT #	LOT #
698 LOT, (7) ASSORTED SHAFT MOUNTED REDUCERS ON THIS PALLET	717 HEAT EXCHANGER W/5 HP MOTOR
699 LOT, ASSORTED MOTOR WINDINGS ON THIS PALLET	718 LOT, (4) STEEL SAWHORSES
700 LOT, ASSORTED MOTOR COVERS ON THIS PALLET	719 LOT, ASSORTED MOTORS & ELECTRICAL (BEHIND BUILDING)
701 EATON 400 AMP/240V DISCONNECT (UNUSED)	SALE MOVES TO QUONSET HUT BY SAWMILL
702 LOT, ASSORTED STARTERS IN THIS AREA	720 STEEL BOTTLE RACK
703 LOT, ASSORTED MCC BUCKETS IN THIS AREA	721 STEEL BOTTLE RACK
704 LOT, ASSORTED ELECTRICAL IN THIS AREA	722 LOT, MARKED STEEL RACK & WOOD SHELF W/CONTENTS
705 LOT, ASSORTED ELECTRICAL IN THIS AREA	723 LOT, MARKED WOOD SHELVES W/CONTENTS
706 LOT, ASSORTED ELECTRICAL IN THIS AREA	724 LOT, MARKED WOOD SHELVES & STEEL BIN W/CONTENTS
707 LOT, ASSORTED ELECTRICAL IN THIS AREA	725 LOT, MARKED WOOD SHELF W/CONTENTS
SALE MOVES TO BACKSIDE OF BUILDING	SALE MOVES TO BONEYARD
711 LOT, (5) SPIKED FEED ARMS	726 SPARE REBUILDABLE CHIPPER DISC FOR BC 66" 8-KNIFE CHIPPER W/KNIFE HOLDS
712 LOT, (4) SPIKED FEED ROLLS	730 LOT, MARKED CONTENTS OF BONEYARD
713 LOT, (4) SPIKED FEED ROLLS	LOTS 801-837 ARE LOCATED IN LIVINGSTON, MT
714 LOT, (3) SPIKED FEED ROLLS	801 CAT 988B RUBBER TIRE LOG LOADER W/140" BUCKET, CAT 3408 DIESEL ENGINE, 33/65R33 TIRES (RECORDS AVAILABLE), HOUR METER READS: 38,562 (LOCATED IN KILN AREA) SERIAL NUMBER: 50W3582
715 2005 SUTORBILT 820-4500 SERIES 8"X20" BLOWER	
716 WEST COAST SHEET METAL 24"X24" CHIP FEEDER	

R-Y TIMBER, INC. - ONLINE AUCTION 6/16/2022-6/23/2022

LOT #	LOT #
802 1977 WAGNER LUMBER JACK L70	807 CAT D6C
RUBBER TIRE LOG LOADER, 35-TON, CUMMINS 400 DIESEL ENGINE, ALLISON CRT-5631 TRANSMISSION, 29.5-25 TIRES (RECORDS AVAILABLE), HOUR METER READS: N/A (LOCATED IN KILN AREA) SERIAL NUMBER: L707701	DOZER W/CAT 3306 DIESEL ENGINE, 11' 3-WAY U-BLADE, CABLE WINCH, 20" SINGLE GROUSER TRACKS, SPARE U-FRAME & (2) BLADES (RECORDS AVAILABLE), HOUR METER READS: N/A (LOCATED IN KILN AREA), SPARE ATTACHMENTS SOLD AT LOTS 831-832 SERIAL NUMBER: 12K2189
803 1977 WAGNER LUMBER JACK L470	808 CAT 12F
RUBBER TIRE LOG LOADER, 35-TON, CUMMINS 360 DIESEL ENGINE, ALLISON CRT-5631 TRANSMISSION, 29.5-29 TIRES, FIRE DAMAGED, SPARE CYLINDERS (RECORDS AVAILABLE), HOUR METER READS: N/A (LOCATED IN LOG YARD) SERIAL NUMBER: N/A	ROAD GRADER W/CAT 3306 DIESEL ENGINE, 14' MOLD BOARD, MID SCARIFIER ATTACHMENT, SNOW WING ATTACHMENT (RECORDS AVAILABLE), HOUR METER READS: N/A, (LOCATED IN KILN AREA), SPARE ATTACHMENTS SOLD AT LOT 833 (LOCATED IN SHOP AREA) SERIAL NUMBER: 13K3198
804A CAT 966C	809 CASE 580D CONSTRUCTION KING
RUBBER TIRE LOG LOADER W/GP BUCKET, CAT 3306 DIESEL ENGINE, POWERSHIFT TRANSMISSION, 3RD VALVE, BALDWIN QUICK ATTACHMENT, 23.5-25 TIRES (RECORDS AVAILABLE), HOUR METER READS: N/A (LOCATED IN KILN AREA) SERIAL NUMBER: 76J6263	2WD BACKHOE, JOHN DEERE DIESEL ENGINE, 7' FRONT BUCKET, 30" DIGGER BUCKET, OUTRIGGERS, CANOPY (RECORDS AVAILABLE), HOUR METER READS: 4,818 (LOCATED IN KILN AREA) SERIAL NUMBER: 90545057
804B CAT 922	810 1976 WHITE WESTERN STAR
RUBBER TIRE LOG LOADER W/CAT 4-CYLINDER DIESEL ENGINE, 6' BUCKET, 14.00-24 TIRES, HOUR METER READS: N/A (LOCATED IN KILN AREA) SERIAL NUMBER: N/A	TANDEM AXLE DUMP TRUCK W/IAG AXLE, CUMMINS DIESEL ENGINE, FULLER ROAD RANGER TRANSMISSION, PTO, OMAHA STANDARD 8'X22' DUMP BOX, 11R24.5 TIRES W/10-HOLE ALUMINUM WHEELS (RECORDS AVAILABLE), ODOMETER READS: 501,248 (LOCATED IN KILN AREA) SERIAL NUMBER: K0PEHH1019802
805 1989 CAT 240B	811 1973 FORD 900
HEEL BOOM LOG LOADER W/PSM SWIVEL GRAPPLES, CAT 3116 DIESEL ENGINE (RECORDS AVAILABLE), HOUR METER READS: APPROX 50,000 (LOCATED IN KILN AREA) SERIAL NUMBER: 5WG00464	TANDEM AXLE DUMP TRUCK W/DETROIT DIESEL ENGINE, EATON FULLER ROAD RANGER TRANSMISSION, WILLIAMSON WDD18-12 DUMP BOX & PTO, 11R24.5 TIRES W/10-HOLE ALUMINUM WHEELS (RECORDS AVAILABLE), ODOMETER READS: 17,919 (LOCATED IN KILN AREA) SERIAL NUMBER: U91TV94732
806 CAT EL240	
HEEL BOOM LOG LOADER W/PSM SWIVEL GRAPPLES, CAT 3304 DIESEL ENGINE, PARTS MACHINE (RECORDS AVAILABLE), HOUR METER READS: APPROX 22,000 (LOCATED IN SHOP AREA) SERIAL NUMBER: 4JF60113/09Z05771	

R-Y TIMBER, INC. - ONLINE AUCTION 6/16/2022-6/23/2022

LOT #	LOT #
812 1972 FORD 900	SERIAL NUMBER: 6700111
TANDEM AXLE DUMP TRUCK W/CUMMINS DIESEL ENGINE, FORD MT650 TRANSMISSION, DUMP BOX & PTO, 11R24.5 TIRES W/10-HOLE WHEELS (RECORDS AVAILABLE), ODOMETER READS: N/A (LOCATED IN KILN AREA) SERIAL NUMBER: T90KVP93314	
813 1965 PETERBILT	818 CAT V80E
TANDEM AXLE WATER TRUCK W/CUMMINS 250 DIESEL ENGINE, MANUAL TRANSMISSION, PTO, APPROX 2,000 GALLON WATER TANK W/FRONT, BACK & SIDE PIPES (RECORDS AVAILABLE), ODOMETER READS: 55,311 (LOCATED IN KILN AREA) SERIAL NUMBER: K5435	APPROX 8,000 LB CAPACITY FORKLIFT, PERKINS DIESEL ENGINE, APPROX. 120" 3-STAGE MAST W/SIDE SHIFT, 48" FORKS, PNEUMATIC TIRES, ENCLOSED CAB (RECORDS AVAILABLE), HOUR METER READS: N/A (LOCATED IN KILN AREA) SERIAL NUMBER: 37W3090
814 1980 KENWORTH T900A	819 CAT V60E
TANDEM AXLE TRACTOR W/DETROIT DIESEL ENGINE, EATON FULLER ROAD RANGER TRANSMISSION, 5TH WHEEL HITCH, 11R24.5 TIRES W/10-HOLE ALUMINUM WHEELS (RECORDS AVAILABLE), ODOMETER READS: 419,085 (LOCATED IN KILN AREA) SERIAL NUMBER: 179397S	APPROX 6,000 LB CAPACITY FORKLIFT, PERKINS DIESEL ENGINE, POWERSHIFT TRANSMISSION, APPROX 120' 2-STAGE MAST W/SIDE SHIFT, 48" FORKS (RECORDS AVAILABLE), HOUR METER READS: N/A (LOCATED IN KILN AREA) SERIAL NUMBER: 04X0256
815 1971 TALBERT	820 BOBCAT 843
TRI-AXLE 60-TON LOWBOY W/APPROX 9'X45' DECK W/WINGS, (12) 255/70R22.5 TIRES (RECORDS AVAILABLE, LOCATED IN SHOP AREA) SERIAL NUMBER: 3713	SKID STEER W/BUCKET, PERKINS DIESEL ENGINE, 12-16.5 TIRES (RECORDS AVAILABLE), HOUR METER READS: 4,912 (LOCATED IN KILN AREA) SERIAL NUMBER: 5037M34103
816 2004 FORD F150	821 BOBCAT 843
4X4 CREW CAB PICKUP W/TRITON 5.4L GAS ENGINE, AUTOMATIC TRANSMISSION (RECORDS AVAILABLE), ODOMETER READS: 215,000 (LOCATED IN KILNP AREA) SERIAL NUMBER: 1FTYX145XNC71251	SKID STEER W/BUCKET, PERKINS DIESEL ENGINE, 12-16.5 TIRES (RECORDS AVAILABLE), HOUR METER READS: 7,915 (LOCATED IN KILN AREA) SERIAL NUMBER: 5037M25147
817 CAT V160B	822 1978 JOY D185QP
16,000 LB CAPACITY FORKLIFT, CAT 3208 DIESEL ENGINE, MANUAL 4-SPD TRANSMISSION W/SPARE, 218" 2-STAGE MAST W/SIDE SHIFT, 8' FORKS, DUAL PNEUMATIC TIRES (RECORDS AVAILABLE), HOUR METER READS: 5,953 (LOCATED IN KILN AREA)	125 PSI SINGLE AXLE COMPRESSOR W/JOHN DEERE 4219DF 4-CYL DIESEL ENGINE (LOCATED IN KILN AREA) SERIAL NUMBER: D-185QP-161725
	823 CRETEX MIDWEST
	APPROX 4'X6'X10' SINGLE CELL SELF-CONTAINED FUEL TANK, CONCRETE EXTERIOR (LOCATED IN SHOP AREA) SERIAL NUMBER: 64-0018

R-Y TIMBER, INC. - ONLINE AUCTION 6/16/2022-6/23/2022

LOT #	LOT #
824 1978 CLEAVER BROOKS CB-2000X-400	833 APPROX 12' SNOW WING PLOW (FITS LOT 808 CAT 12F GRADER)
NATURAL GAS FIRED PACKAGE BOILER, 400 HP, 200 PSI, INPUT 163,780,000 BTU/HR, 230V, 3-PHASE, CLEAVER BROOKS BURNER CONTROLS, CONDENSATE TANK W/(2) GRUNDFOS CONDENSATE PUMPS, (3) LMI METERING PUMPS, KINETCO SAND FILTERS (NO BUILDING) SERIAL NUMBER: 1-65224	
825 INGERSOLL RAND 242DS	834 APPROX 12' PUSH BLADE
5 HP TANK MOUNTED COMPRESSOR W/HEAT EXCHANGER & DISCONNECT, 230/460V	
826 INGERSOLL RAND DXR15	835 APPROX 7' PUSH BLADE
REFRIGERATED COMPRESSED AIR DRYER, 250 PSI, 115V	
827 REBUILT CAMBIO STYLE	836 APPROX 9-1/2' PUSH BLADE
30" 5-ARM DEBARKER RING (LOCATED IN BOILER BUILDING)	
828 CUMMINS NHC-250	837 LOFTNESS TIMBER AX 73AXH
240 HP DIESEL ENGINE	TREE MASTICATOR W/SPARE UNUSED KNIFES SERIAL NUMBER: 01-455
829 CUMMINS N-855C250	
240 HP DIESEL ENGINE	
830 PARTIAL SINGLE CAR WIG WAG CHIP LOADING STATION W/60' HOOD, HOOD WINCH, CABLE SPOOL STATION (NO MOTOR, STAIRS OR TARPING STATION)	
831 APPROX 12'W PUSH BLADE W/U-FRAME (FITS LOT 807 CAT D6 DOZER)	
832 BEALES	
APPROX 11'W PUSH BLADE W/SWING ARMS (FITS LOT 807 CAT D6 DOZER)	